

Birlea®

Assembly Instructions

Thank you for
purchasing a
Birlea product

For a chance to win a Love2Shop voucher simply post a picture of your new product on your preferred social channels tagging Birlea Furniture. One winner will be selected at random each month.

*Terms & conditions may apply.

Are you happy with your purchase?

Yes: That's great, we would love to hear more from you. Please leave us a review on our Trustpilot link on the QR code here. Your feedback will be greatly appreciated.



No: If for any reason there is something missing, indifferent or incorrect with your order, please contact the retailer that you purchased your item from.

Please note that this items build time is around 20 minutes



www.birlea.com

Ethan Medium- Sofa Bed

Assembly Instructions

Before you begin...

1. Please check you have received the correct product.
2. Unpack all boxes and lay out each component on the floor.
3. Check your product for any damage that may be immediately obvious. If damage is identified, please contact your retailer.
4. Please read through these instructions thoroughly to ensure you have constructed your bed correctly.

For Care and Maintenance of your bed...


- Always assemble in your desired room of use.
- Always check all screws and fixings periodically to ensure they are still secure.
- Do not push or pull this sofa bed as it will cause damage.
- Always lift this sofa bed with a second person to prevent damage or injury.
- Keep any sharp objects away from this sofa bed.








For your Health and Safety...

- Please don't not jump on this sofa bed.
- Do not use this sofa bed if you find missing, damaged or worn parts. Please contact your retailer.
- Please do not use this sofa bed until you have fully secured all fixings.
- Please keep all small components away from children.
- Please ensure this sofa bed is on an even, level surface.

Also...

If your desired room of choice has a non-carpeted surface please ensure that you use some form of protection and **do not** place directly on the wooden floor. This will prevent the sofa bed from moving and therefore collapsing which will void your guarantee..



ITEM	DRAWING	DESCRIPTION	Q' TY	Box
A		LEG	4 PCS	1
B		MIDDLE LEG	1 PCS	1
C		BOLT	4 PCS	1
D		FLAT WASHER	4 PCS	1
E		ALLEN KEY	1 PCS	1
F		ARMREST	2 PCS	2
G		SMALL PILLOW	2 PCS	1

